



**Half-height
swing doors
Pedestrian
guiding bars
Card reader posts**

Accessories for swing doors, pedestrian guiding bars and card reader posts

Matching Functional Comprehensive

Adaptable design

The use of suitably designed swing doors, pedestrian guiding bars and card reader posts allows us to provide barrier-free access to our customers while at the same time ensuring a smooth process with automatic release.

Half-height swing doors

The swing doors are similar in design to dormakaba's half-height access units. They complement the access units and are ideal for goods transport or as barrier-free access for wheelchair users. All automatic swing doors can be connected to access control systems.

Pedestrian guiding bars

Pedestrian guiding bars professionally block all half-height dormakaba units from the immediate environment. Pedestrian guiding bars bridge gaps to walls, lifts or to the reception. The timeless stainless steel design elegantly fits into any environment. All pedestrian guiding bars are suitable for installation outdoors.

Card reader posts

High-grade stainless steel reader posts round off all dormakaba access systems. Readers for access control are professionally integrated within them. The slot is linked to the read function with certain supporting columns, to ensure that identity cards can be returned with ease on leaving a building or premises.



Kindertafel
Regenwald
Hügel im Kinderland
Rutschbahn
Lagune

Benefits of half-height swing doors, pedestrian guiding bars and reader posts

An ideal addition for every entry system

Half-height swing doors, HSD

- Adaptable design
- Delicate transparent elements in stainless steel and glass
- Ideal addition for tripod barriers, half-height turnstiles, sensor barriers and for goods transportation and barrier-free access
- Comfortable passage with servo drive
- Quiet, noiseless operation
- Unit also opens under load
- Unit locks in any position
- Separation of drive and locking forces
- Low energy consumption
- Suitable for use in emergency and escape routes
- Simple assembly on finished floor level

Pedestrian Guiding Bars, PGB

- With or without glass panel
- Simple assembly on finished floor level
- Suitable for outdoor installation

Card Reader Posts, CRP

- Prepared for customer installation of a Legic® LA-PP antenna and dormakaba AM control unit
- Adaptation to other reader systems is possible
- Presence detection for unreadable cards
- Simple assembly on finished floor level
- Weather protective hood for outdoor installation



The automatic half-height swing doors offer a barrier-free solution.

The ideal solution for any entrance




Door column and door leaf raised to upper edge 1200 mm



Mobile application on pallet

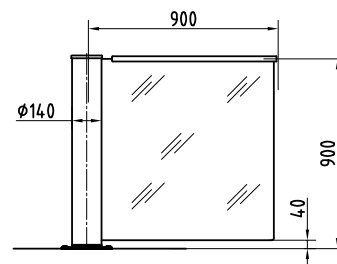
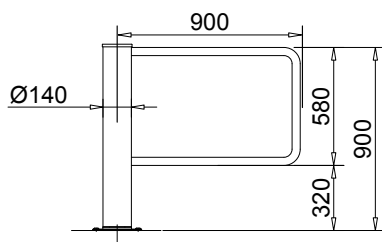
Card reader post with escape route terminal



Half-height swing doors



Standard units	HSD-E01	HSD-E02	HSD-E03
Construction	Tubular column	Made of AISI 304 stainless steel, Ø 140.	Made of AISI 304 stainless steel, Ø 140.
	Barrier element	U-shaped, Ø 40 made of AISI 304 tubular stainless steel.	Full-height glass element, 10 mm TSG with straight handle bar.
	Leaf radius	900	900
	Leaf upper edge	900	900
Finish		Locking system, drive and toothed holding brake installed in tubular column. Stainless steel satin finish.	Locking system, drive and toothed holding brake installed in tubular column. Stainless steel satin finish.
Function		Type 2* 90° opening in entrance and exit directions.	Type 2* 90° opening in entrance and exit directions.
Electrical equipment		Control unit and power supply unit in an external switch cabinet H = 283 / W = 168 / D = 115.	Control unit and power supply unit in an external switch cabinet H = 283 / W = 168 / D = 115.
	Power supply	100–240 VAC 50/60 Hz.	100–240 VAC 50/60 Hz.
Installation		Dowelled on finished floor level, FFL. Suitable for outdoor installation.	Dowelled on finished floor level, FFL. Not suitable for outdoor installation.
Protection classes		Housing IP43, components conducting supply voltage IP54.	Housing IP43, components conducting supply voltage IP54.



* Type 2: Power-assisted motion, servo positioning drive/electrically controlled in 2 directions

All dimensions in mm



HSD-E06

In stainless steel AISI 304, Ø 140 with flat steel bar to clamp the high element.

Full-height glass element, 10 mm TSG with straight handle bar.

900

1800

Locking, drive and toothed holding brake installed in tubular column.

Stainless steel satin finish.

Type 2*

90° opening in entrance and exit directions.


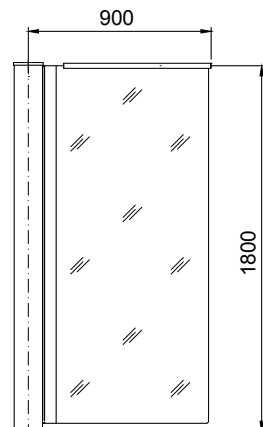
Control unit and power supply unit in an external switch cabinet
H = 283 / W = 168 / D = 115.

100–240 VAC 50/60 Hz.

Dowelled on finished floor level, FFL.

Not suitable for outdoor installation.

Housing IP43, components conducting supply voltage IP54.



HSD-L01

Made of AISI 304 stainless steel, Ø 60.

U-shaped, made of tubular stainless steel. AISI 304, Ø 40 mm.

900

900

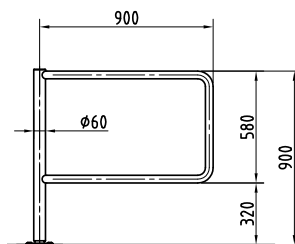
Stainless steel satin finish.

Type 0*

90° opening in entrance and exit directions, mechanically lockable in three positions.

Dowelled on finished floor level, FFL.

Not suitable for outdoor installation.



HSD-L06

Half column (W = 130 mm/D = 90 mm) as drive housing made of AISI 304 stainless steel.

Transparent polycarbonate door leaf with horizontal aluminium hand rail painted in RAL 9006.

900

900

Stainless steel satin finish.

Type 2****

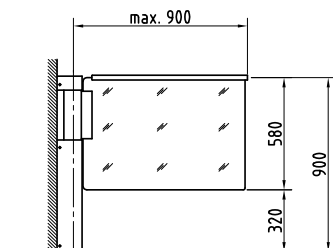
90° opening in entrance and exit directions.

Control unit and power supply unit integrated into the housing.

100–240 VAC 50/60 Hz.

Wall mounting/dowelled.

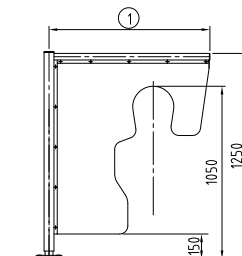
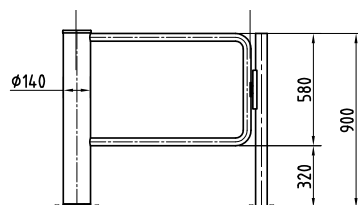
Not suitable for outdoor installation.



Half-height swing doors



Standard unit	HSD-L07	HSD-L08
Construction Tubular column	Made of AISI 304 stainless steel, Ø 140.	Made of AISI 304 stainless steel, Ø 60 with emergency exit function.
Barrier element	U-shaped, made of tubular AISI 304 stainless steel, Ø 40.	Multi-layer panel with opening for children.
Leaf radius	960	980
Leaf upper edge	900	1250
Finish	Stainless steel satin finish.	Stainless steel satin finish.
Function	Type 0* 90° mechanical opening in one direction/ opposite direction blocked. Locking with electric door opener (in stainless steel post, Ø 60 mm), incl. door check and anti-lift security to prevent opening.	Type 0* Mechanically free in both directions, 90° opening in entrance and exit directions. When the swing door is opened, an acoustic signal sounds. Manual motion from the zero position with a force of 90 Nm on the front door leaf end.
Electrical equipment	24 V DC power supply for electrical door opener supplied by the customer, on-site control.	-
Installation	Dowelled on finished floor level, FFL. Suitable for outdoor installation.	Dowelled on finished floor level, FFL. Not suitable for outdoor installation.



* Type 2: Power-assisted motion, servo positioning drive/electrically controlled in 2 directions

All dimensions in mm

Options (depending on unit type)

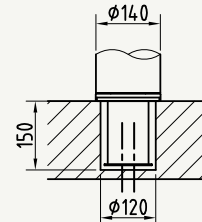
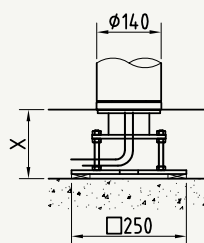
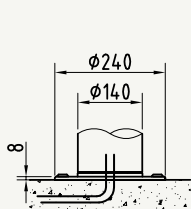
HSD types	HSD-E01	HSD-E03	HSD-E06	HSD-L01	HSD-L06	HSD-L07	HSD-L08
Construction							
Glass element, slanted.		•					
Glass element, half-height.		•					
Passage width 1000 mm.	•	•	•	•		•	
Passage width: minimum 650 mm, max. 1200 mm, max. 999 mm for HSD-E03.	•	•	•	•		•	
Passage width: For height 1600 mm, leaf radius max. 1100 mm; for height 1400 mm max. 1200 mm.			•				
Special leaf width: minimum 650 mm.	•	•	•	•	•	•	•
Door leaf panel in TSG (sealed at the top and bottom).	•			•		•	
Special height: Door leaf raised to max. 1200 mm, 1400 mm or 1600 mm on HSD-E06.	•	•	•	•		•	
Function							
Master for linking two units as a double swing door.	•	•	•		•		
effeff 331 escape route door opener incl. catch lock and adapter console.						•	
Electrical equipment							
Operating panels and frames or surface mount housing.	•	•	•		•		
Additional circuit boards for expanding existing inputs and outputs.	•	•	•				
Distribution board (connection of max. 4 OPL05 possible).	•	•	•				
Installation							
Mounting plate with variable substructure, measure X = 80 - 180 mm.	•	•	•	•		•	
Cast-in with floor element.	•	•	•	•		•	

Installation variants for half-height swing doors

Dowelled on finished floor level (standard)


With mounting plate on sub floor level

Cast-in in finished floor level



All dimensions in mm

Pedestrian guiding bars



Standard units

Construction	Description Optionally with guiding rail or guiding rail with glass filling ESG
	Total height
	Dimension between axes

Finish

Installation

PGB-E01

Pedestrian guiding bars made of semi-gloss AISI 304 tubular stainless steel, Ø 40 mm.

900

870

Stainless steel satin finish.

Dowelled on finished floor level, FFL.

Suitable for outdoor installation.

PGB-S01

Pedestrian guiding bars as variable full glass barrier system with two semi-gloss AISI 304 tubular stainless steel end posts, Ø 48 mm and glass panel.

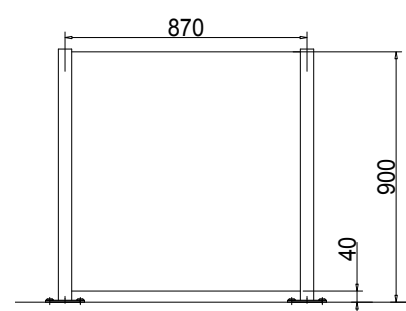
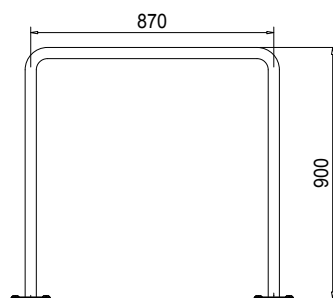
900

870

Stainless steel satin finish.

Dowelled on finished floor level, FFL.

Suitable for outdoor installation.

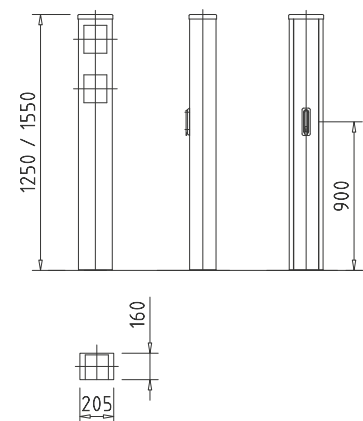
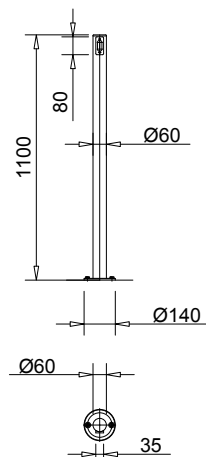




Card reader posts



Standard units		CRP-E01	CRP-E03
Construction	Description	Card reader post made of tubular stainless steel AISI 304 with aluminium spacer 80 x 35 mm coated in RAL 9006 and with cable bore for customer's reader plate (surface-mounted).	Supporting column made of AISI 304 stainless steel with removable inspection opening for installation of components provided by the customer (max. installation dimensions H = 170 / W = 140 / D = 150)
	Height	1100	1250 optional 1550.
	Width	-	205
	Depth	-	160
	Diameter	48 optional 60.	-
Finish		Stainless steel satin finish.	Stainless steel satin finish.
Application		Designed for small card reader (to be installed by the customer).	Suitable for different reader formats or multiple different device installations.
Electrical equipment	Power supply	-	-
Installation		On finished floor level, FFL. Suitable for outdoor installation.	On finished floor level, FFL. Suitable for outdoor installation.
Note			



All dimensions in mm



CRP-C01

Card reader post made of AISI 304 tubular stainless steel with bevelled head (30°).
Device installations must be checked on an individual basis.

1100

-

-

206 optional 140.

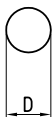
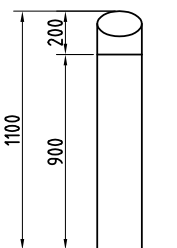
Stainless steel satin finish.

Attractively designed high-quality variants suitable for small card readers and signal devices.

-

On finished floor level, FFL.

Suitable for outdoor installation.



CRP-M01

Card reader posts made of AISI 304 tubular stainless steel for verifying and collecting identification, together with protective cover and clip holder (length 90 mm / width 63 mm / depth 5 mm).
Integrated card-return tray, signal unit (red/green) in the horizontal cover, card-insert slot plus slot lock and lockable cassette. Presence detection for unreadable cards.

1180

-

-

140

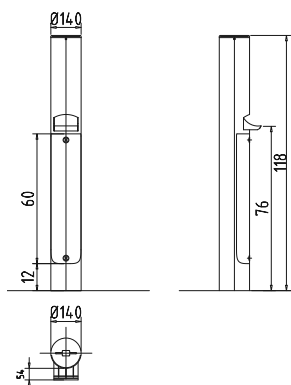
Stainless steel satin finish.

Prepared for customer installation of a Legic® LA-PP antenna and dormakaba AM control unit Adaptation to other reader systems on request.

24 VDC.

On finished floor level, FFL.

Not suitable for outdoor installation.



CRP-M02

Card reader posts made of AISI 304 stainless steel for verifying and collecting identification, together with protective cover and clip holder (length 90 mm / width 63 mm / depth 5 mm).
With weather protective hood for outdoor installation. Integrated card-return tray, signal device (red/green) in the inclined cover, card-insert slot plus slot lock and lockable cassette. Presence detection for unreadable cards.

1094

260

160

-

Stainless steel satin finish.

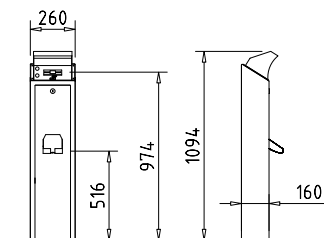
Prepared for customer installation of a Legic® LA-PP antenna and dormakaba AM control unit Adaptation to other reader systems on request.

100–240 VAC 50/60 Hz.

On finished floor level, FFL.

Suitable for outdoor installation.

When installed outdoors, RFID cards must be used with a protective cover.



Card reader posts



Standard units

Construction Description

Height

Width

Depth

Diameter

Finish

Application

Electrical equipment Power supply

Installation

Note

CRP-M03

Card reader posts made of AISI 304 stainless steel for verifying and collecting identification, together with protective cover and clip holder (length 90 mm / width 63 mm / depth 5 mm) and weather protective hood. Integrated card-return tray, flat signal device (red/green) in the inclined cover and lockable cassette. Presence detection for unreadable cards.

2550

350

250

-

Stainless steel satin finish.

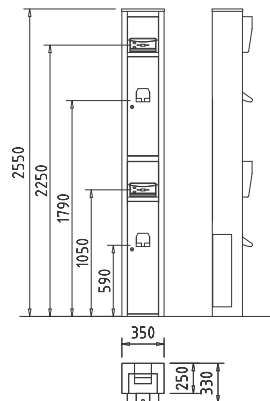
Prepared for customer installation of a Legic® LA-PP antenna and dormakaba AM control unit. Adaptation to other reader systems on request.

100–240 VAC 50/60 Hz.

On finished floor level, FFL.

Suitable for outdoor installation.

When installed outdoors, RFID cards must be used with a protective cover.



All dimensions in mm

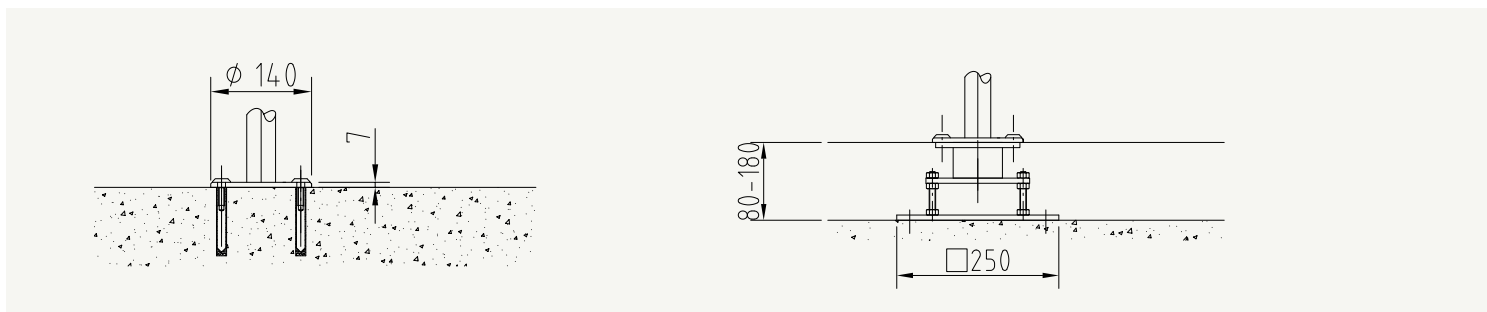
Options (depending on unit type)

PGB types		PGB-E01	PGB-S01
Construction			
Dimension between axes 500 - 1500 mm or 1501 - 3000 mm in contrast to standard of 870 mm.		•	•
Middle post for dimension between axes > 1500 mm.		•	•
Glass panel 10 mm toughened glass, visible edges ground and polished.			•
Installation			
Mounting plate with variable substructure, dimension X = 80 - 180 mm.		•	•

Installation variants for pedestrian guiding bars

Dowelled on finished floor level (standard)

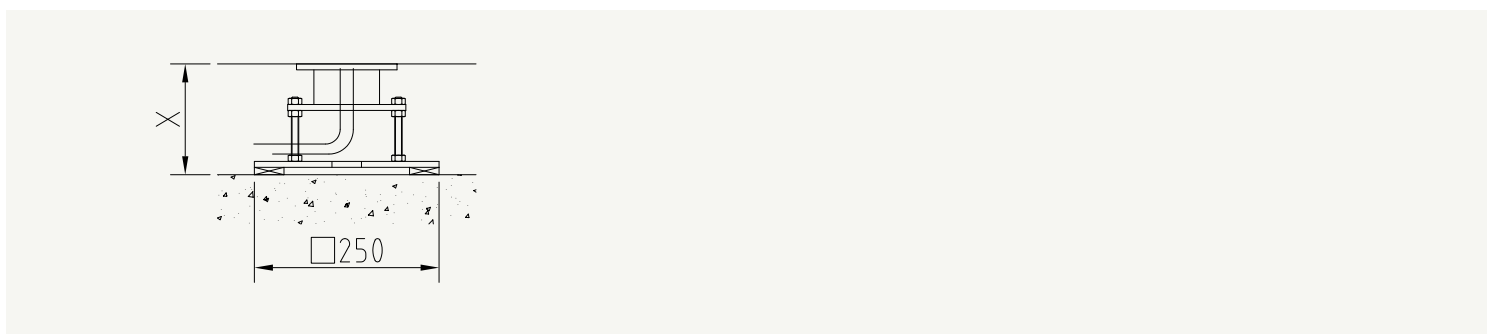
Mounting plate and variable substructure on sub floor level



CRP types	CRP-E01	CRP-E03	CRP-C01	CRP-M01	CRP-M02	CRP-M03
Electrical equipment						
Installation preparation on flat surface: rectangular cut-out for components provided by the customer.		•	•			
Installation preparation with flush-mounted socket for installation of components provided by the customer.		•	•			
Installation preparation for concealed reader installation behind PMMA plate with hand-map icon.		•	•			
Legic Antenna LA-PP integrated, incl. dormakaba AM control.				•	•	•
Installation						
Mounting plate with variable substructure, dimension X = 80 - 180 mm.	•	•	•	•	•	•

Reader post installation variants

Mounting plate





**Door
Hardware**



**Electronic
Access & Data**



**Mechanical
Key Systems**



Lodging Systems



**Entrance
Systems**



**Interior Glass
Systems**



Safe Locks



Service

dormakaba
International Holding AG
Hofwisenstrasse 24
CH-8153 Rümlang
T +41 44 818 90 11
info@dormakaba.com
www.dormakaba.com