

DS-3WF0AC-2NT

Elevator Wireless Bridge

DS-3WF0AC-2NT wireless bridge can be applied to elevator internal CCTV system. It can transfer CCTV data through wireless signal instead of cable, which can reduce the cost.

Feature and Function

- Up to 100 m wireless transmission distance
- Special design for CCTV scenario with smooth video transmission
- Easy configuration through web interface
- Dual power supply mode options makes installation more flexible
- Signal indicator helps to find the best installation position and direction
- 300 Mbps 802.11n wireless
- Built-in 8 dBi 2 × 2 MIMO Antenna
- Ideal solution for elevator connection

Package Content

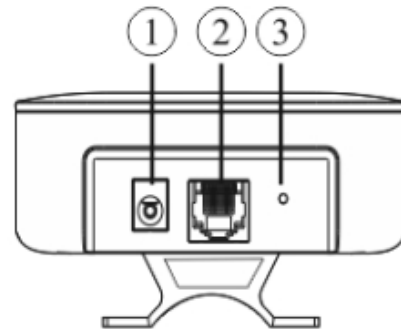
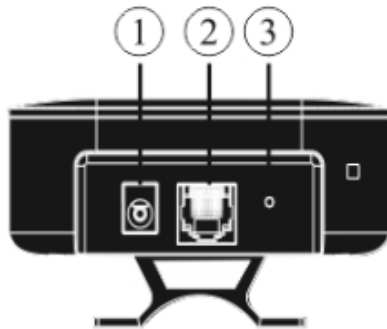
- DS-3WF0AC-2NT
- Power Adapter (12V, 1A)
- PoE Injector
- Pole Mounting Straps
- Quick Start Guide


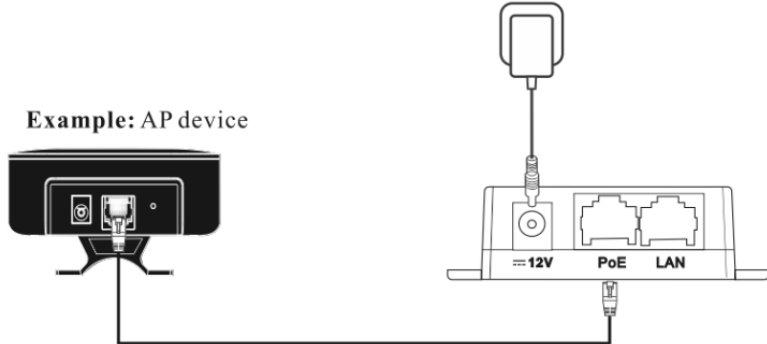
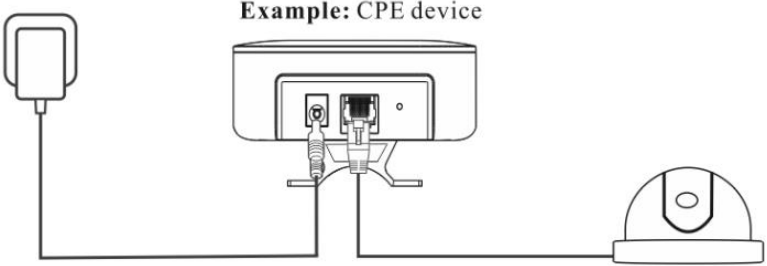


Specification

Model	DS-3WF0AC-2NT
Wireless	
Standard	IEEE 802.11 b/g/n
Operating frequency	2412~2472 MHz (Note: Available channel may vary depending on local regulations)
Antenna	Internal, Gain 8 dBi, Horizontal: 60° Vertical: 30°
Output Power	20 dBm (Note: Maximum output power may vary in different channels depending on local regulations)
Receive sensitivity	-92 ± 1.5 dBm@1 Mbps, -72 ± 1.5 dBm@ MSC7
Wireless Link Rate	300 Mbps
Maximum power consumption	2.8 W
Installation	Pole
Hardware	
Power supply	12 V/1 A passive PoE or 12 V/1 A DC
Passive PoE power supply distance	Up to 60 meters with Cat.5e or better
Interface	10/100 M Base-TX × 1
Operating Temperature	-30°C ~ 55°C (-22°F ~131°F)
Storage Temperature	-30°C ~ 70°C (-22°F ~158°F)
Operating Humidity	10% - 90% RH (non-condensing)
Dimension	193.5mm × 80mm × 67.5mm
LED Indicator	1 × Power LED, 1 × LAN port LED, 3 × Signal strength LEDs(LED1, LED2, LED3)
Net Weight	0.69 kg
Gross Weight	0.77 kg
Software	
Encryption	WPA-PSK/WPA2-PSK
Security	IP/MAC filter, SSID hidden
Network protocol	TCP/UDP/ARP/ICMP/HTTP/NTP
Management and Logs	NTP, Syslog, SNMP
Configuration Management	Support web configuration, Support SNMP management
Firmware update	Support update firmware by Web page
Bandwidth	20 M/40 MHz

Physical Interface

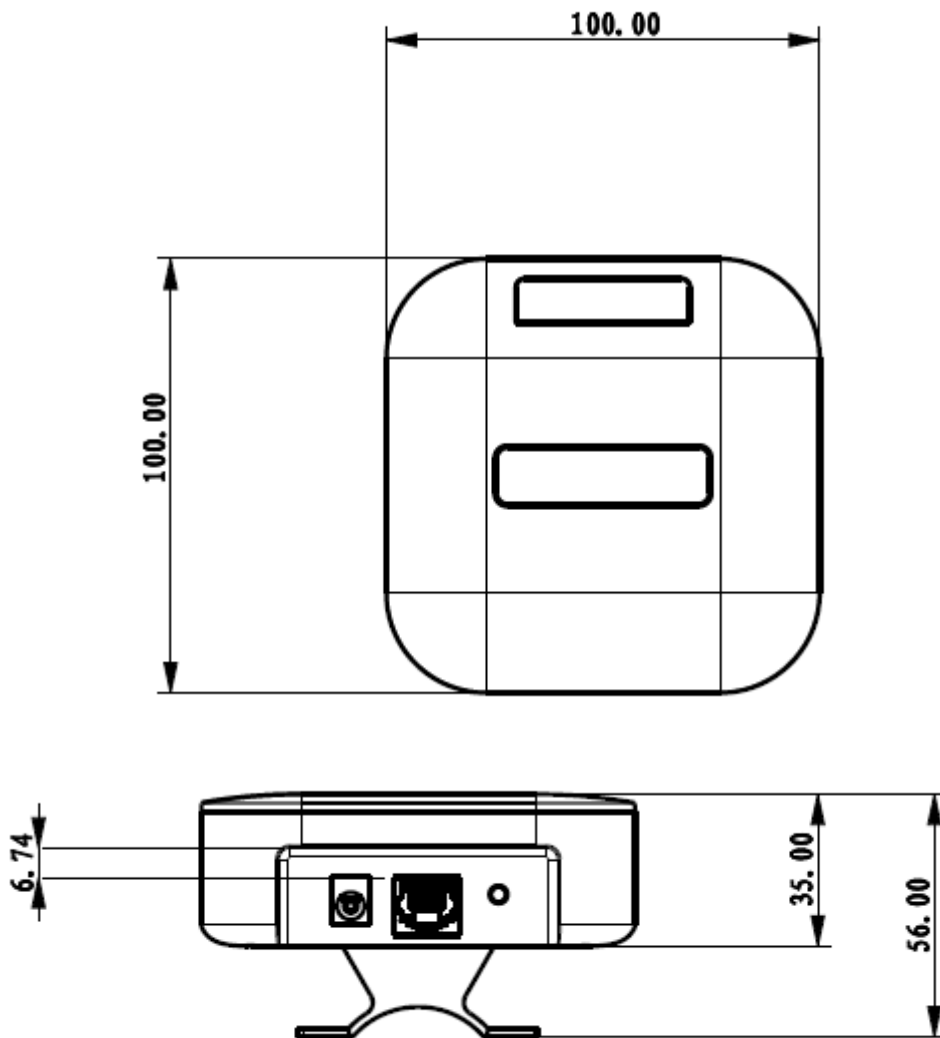


SN	Port/Button	Description
①	 12V	Power jack. Use the included power adapter to connect this jack to a power source for power supply.
②	POE/LAN	<p>This port is used to supply power over the Ethernet cable and transmit data.</p> <ul style="list-style-type: none"> To supply power to the device over the Ethernet cable, connect this port to the PoE port of the included PoE injector. <div style="text-align: center;"> <p>Example: AP device</p>  </div> <ul style="list-style-type: none"> When the device is powered on using the included DC power adapter, you can connect this port to an Ethernet device for data transmission. <div style="text-align: center;"> <p>Example: CPE device</p>  </div>
③	Reset	Reset Button. After the device is powered on for about 1 minute, hold down this button for about 8 seconds. When all the LED indicators on the device light up, the device is restored to factory settings.

Available Model

- DS-3WF0AC-2NT in pairs

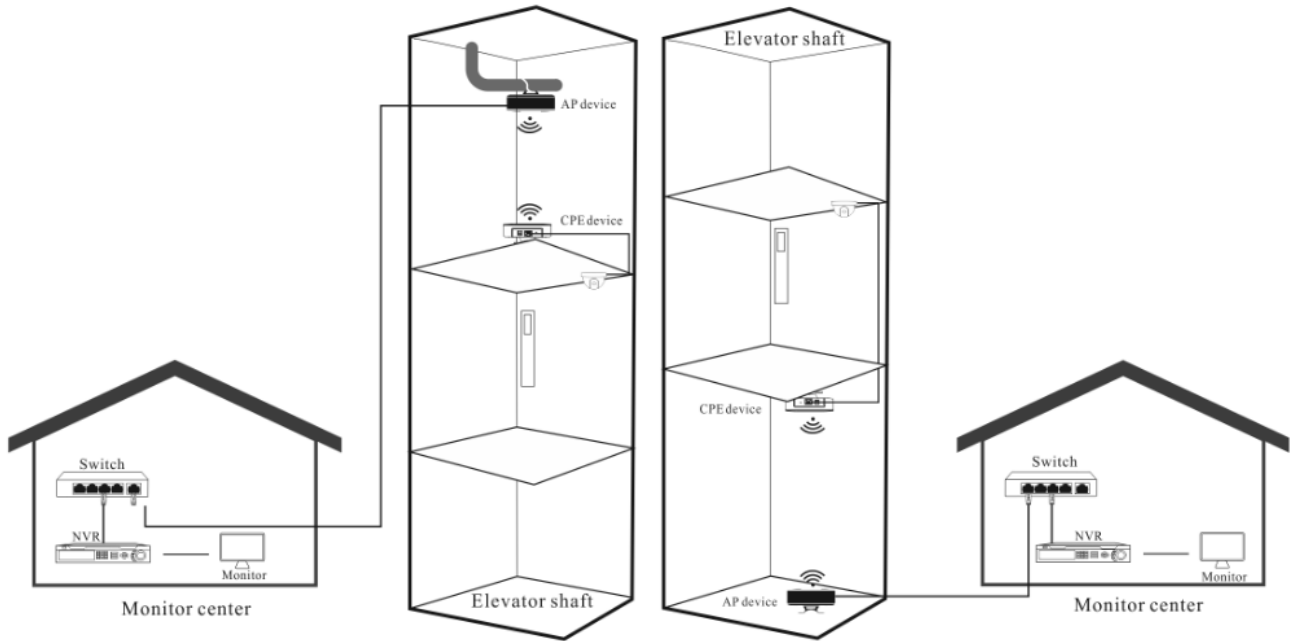
Dimension (unit: mm)



Typical Application

Scenario 1

Scenario 2



Distributed by



HIKVISION®

Headquarters

No.555 Qianmo Road, Binjiang District,
Hangzhou 310051, China
T +86-571-8807-5998
overseasbusiness@hikvision.com

Hikvision USA
T +1-909-895-0400
sales.usa@hikvision.com

Hikvision Australia
T +61-2-8599-4233
salesau@hikvision.com

Hikvision India
T +91-22-28469900
sales@pramahikvision.com

Hikvision Canada
T +1-866-200-6690
sales.canada@hikvision.com

Hikvision Thailand
T +662-275-9949
sales.thailand@hikvision.com

Hikvision Europe
T +31-23-5542770
sales.eu@hikvision.com

Hikvision Italy
T +39-0438-6902
info.it@hikvision.com

Hikvision Brazil
T +55 11 3318-0050
Latam.support@hikvision.com

Hikvision Turkey
T +90 (216)521 7070- 7074
sales.tr@hikvision.com

Hikvision Malaysia
T +601-7652-2413
sales.my@hikvision.com

Hikvision UK & Ireland
T +01628-902140
sales.uk@hikvision.com

Hikvision South Africa
Tel: +27 (10) 0351172
sale.africa@hikvision.com

Hikvision France
T +33(0)1-85-330-450
info.fr@hikvision.com

Hikvision Kazakhstan
T +7-727-9730667
nikia.panfilov@hikvision.ru

Hikvision Vietnam
T +84-974270888
sales.vt@hikvision.com

Hikvision UAE
T +971-4-4432090
salesme@hikvision.com

Hikvision Singapore
T +65-6684-4718
sg@hikvision.com

Hikvision Spain
T +34-91-737-16-55
info.es@hikvision.com

Hikvision Tashkent
T +99-87-1238-9438
uzb@hikvision.ru

Hikvision Hong Kong
T +852-2151-1761
info.hk@hikvision.com

Hikvision Russia
T +7-495-669-67-99
saleru@hikvision.com

Hikvision Korea
T +82-(0)31-731-8817
sales.korea@hikvision.com

Hikvision Poland
T +48-22-460-01-50
info.pl@hikvision.com

Hikvision Indonesia
T +62-21-2933759
Sales.Indonesia@hikvision.com

Hikvision Colombia
sales.colombia@hikvision.com